



American Heart Association®

Teaching Gardens®

Grade Band

K-5

Time

30 minutes

Season

Any

Location

Indoors or Outdoors

# GARDEN SCAVENGER HUNT

## Description:

In this activity, students hone their observation skills by exploring the garden in pairs or teams, following a scavenger hunt list. When they find an item on the list, they check it off and search for the next item on the list. For younger grades, you can use a list with words and pictures and, for older grades, you can use a more challenging list (see examples).

## Materials:

- Scavenger Hunt List for each student pair or team
- Clipboard and pencil for each pair or team

## Preparation:

- If desired, create a custom scavenger hunt list for your garden, your current curriculum focus, and/or the season
- Copy scavenger hunt lists

## Activity:


- 1. Discuss the Idea of a Scavenger Hunt:** *Have any of you been on a scavenger hunt before? How does it work? On some scavenger hunts, we collect what we find; on this scavenger hunt, we just check it off on our list, and leave what we find there for others to find too.* Show students the scavenger hunt list and read a sample entry. For example, for "Insect," you might ask the students, *Where should we look for that?* Set the tone for moving around the garden quietly in order to be able to see the most animal life, and sticking together in teams. Set boundaries if needed, and establish an auditory signal that you will use when it's time to gather back together.
- 2. Scavenger Hunting:** When everyone knows the plan, begin the scavenger hunt. Circulate to ask the students questions and share in their discoveries. Allow time for groups to complete their hunts. If some groups finish early, verbally give them bonus items to search for, or let groups come up with bonus items for each other. One fun challenge can be trying to find the biggest and smallest of something (for example, the biggest leaf and smallest leaf in the garden).

### Connections to Content Standards:

#### Next Generation Science Standards (NGSS):

##### LS4.D: Biodiversity and Humans

There are many different kinds of living things in any area, and they exist in different places on land and in water.



Proud Sponsor of the American Heart Association's  
Teaching Gardens Network









CAULIPOWER®



# GARDEN SCAVENGER HUNT, CONTINUED

3. **Wrap Up:** When all groups have completed their hunts, or it is time to draw the activity to a close, gather students to share about what they found. *Did you find anything that surprised you? What was your most unusual or favorite find?*

## SCAVENGER HUNT

 <p>Flower</p>	 <p>Hand Trowel</p>	 <p>Tree</p>
 <p>Plant you can eat</p>	 <p>Compost</p>	 <p>Insect</p>
 <p>Leaf</p>	<p>Something Beautiful (draw it here)</p>	 <p>Watering can</p>